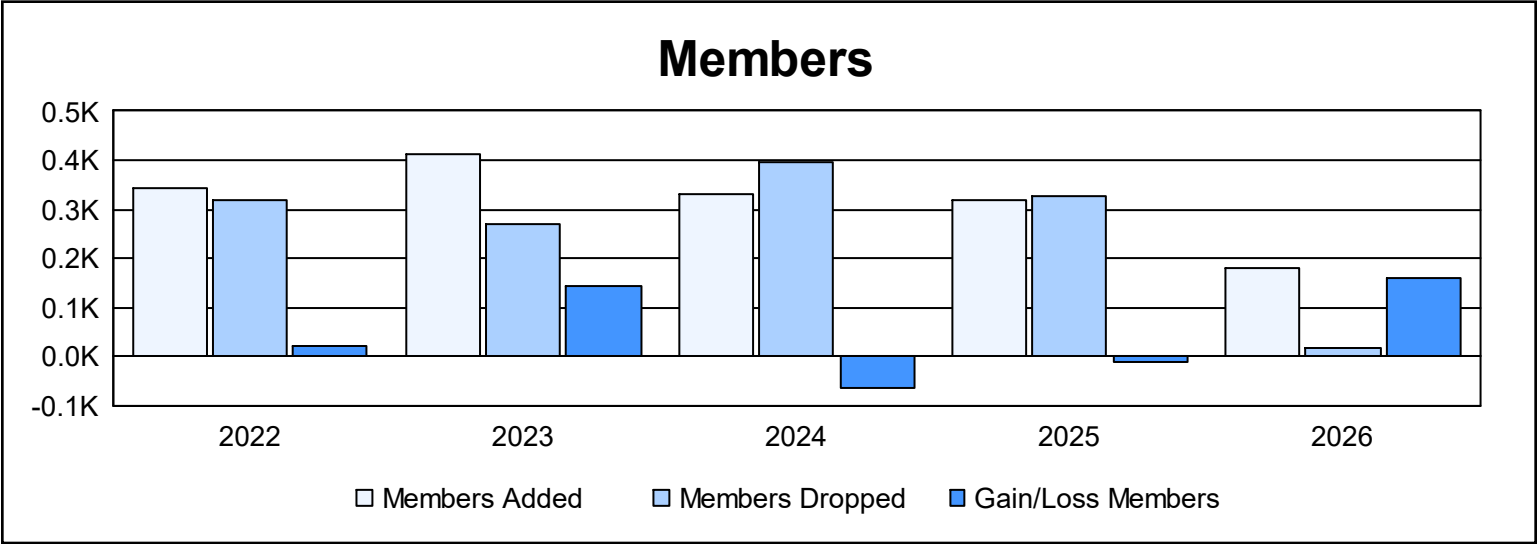
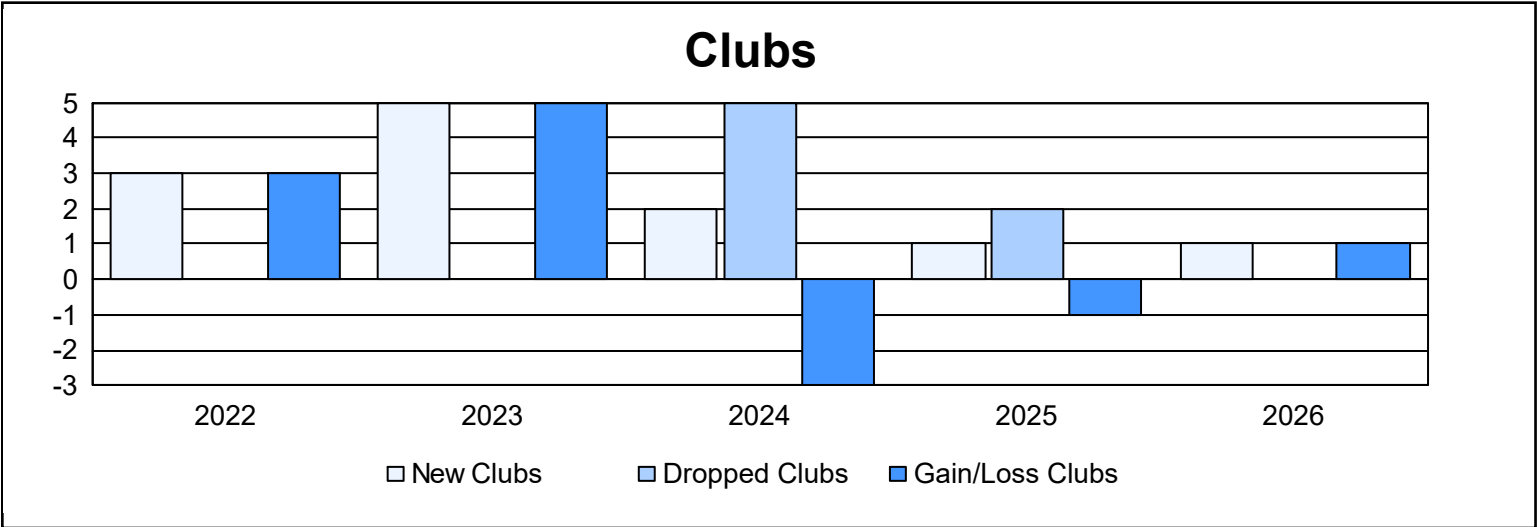
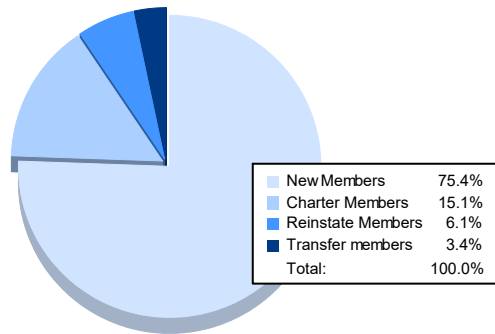


| Year | New Clubs | Dropped Clubs | Gain/ Loss Clubs | New Members | Charter Members | Reinstate Members | Transfer Members | Total Member Added | Total Members Dropped | Gain/ Loss Members |
|-----------|-----------|---------------|------------------|-------------|-----------------|-------------------|------------------|--------------------|-----------------------|--------------------|
| 2021-2022 | 3 | 0 | 3 | 199 | 109 | 33 | 2 | 343 | 320 | 23 |
| 2022-2023 | 5 | 0 | 5 | 278 | 114 | 8 | 13 | 413 | 270 | 143 |
| 2023-2024 | 2 | 5 | -3 | 206 | 96 | 24 | 3 | 329 | 394 | -65 |
| 2024-2025 | 1 | 2 | -1 | 218 | 24 | 61 | 15 | 318 | 328 | -10 |
| 2025-2026 | 1 | 0 | 1 | 135 | 27 | 11 | 6 | 179 | 18 | 161 |
| Average | 2 | 1 | 1 | 207 | 74 | 27 | 8 | 316 | 266 | 50 |



Membership Composition September 2025 Cumulative



Gender Composition September 2025 Cumulative

